

BT-CSIE

Airway Assessment Training Model

Evaluation points are displayed on the Tablet PC

Automated Evaluation / Performance Result



NURSING MILITARY MEDICINE EMS HOSPITAL

THE PIONEER OF MEDICAL EDUCATIONAL SIMULATOR

To be a leading company of respecting the human life and improving the quality of life, BT Inc. was established for developing and supplying the medical training and first aiding simulators.

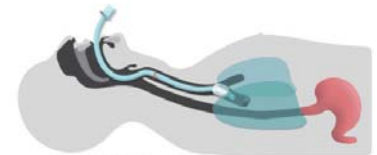
BEST
TECHNOLOGY
BETTER
TOMORROW

Features and Functions

ETT Intubation



Status of Normal depth intubation



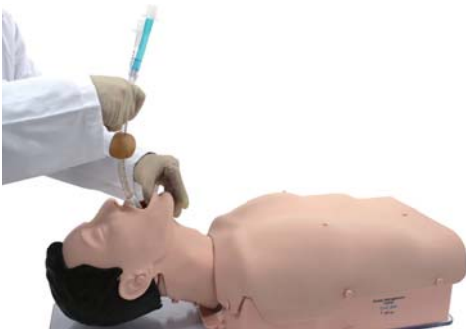
Status of right side bronchus intubation

LMA / i-gel intubation



Status of LMA / i-gel intubation

Combitube intubation

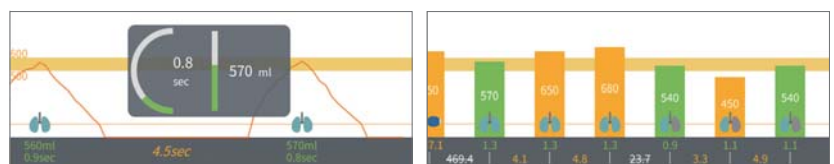


Status of airway intubation



Status of esophagus intubation

Artificial ventilation



The subsections of training data such as respiration counts, volume and interval are displayed

Features and Functions

Open airway

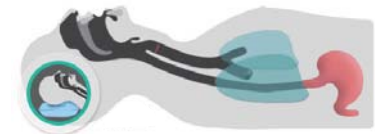


Status of head tilt and chin lift



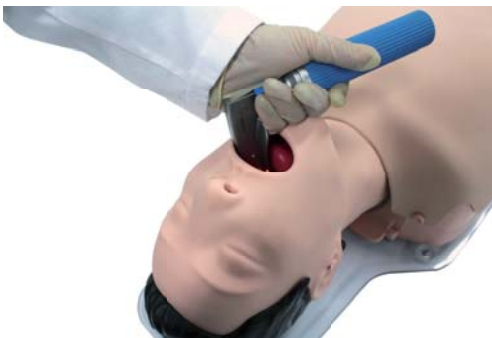
Status of jaw thrust

Sniffing position



Status of sniffing position

Alarm for the incisor compression



Alarm may alerts when over-pressure is applied on incisors

Gastric inflation and deflation



Status of gastric inflation

Layout of Software

Evaluation points are displayed on the Tablet PC

Bluetooth COMMUNICATION

Realtime evaluation with manual check items

Training procedures are displayed with automated detection items

Training modes ETT, LMA / i-gel, Combitube are possible

Artificial ventilation volumes are displayed with Line and bar graphs

Results Briefing

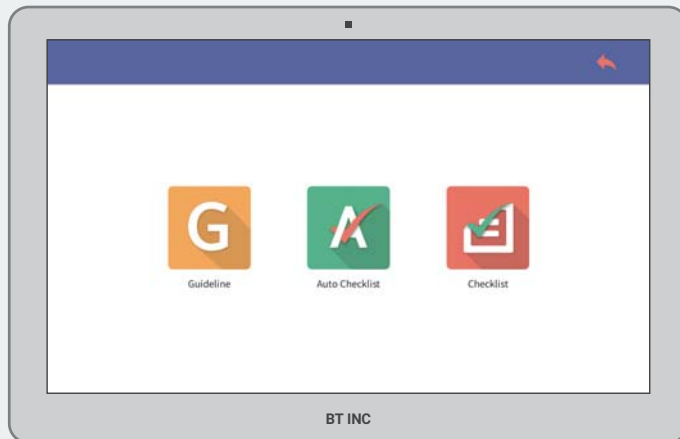
- + Data of training results can be saved
- + The saved data can be reloaded
- + Data files can be transformed to pdf format

+ Reloading the saved data

+ Displaying the pdf file

Evaluation Checklist

All of the training results including automated detection and manual check items are saved



Evaluation Setting

- + Guide lines
 - Evaluation items can be revised regarding ventilation
- + Automated recognized items
 - Automatically recognized items can be added or excluded
- + Manual check items
 - Evaluation check items can be added or excluded

項目	標準値
頭部伸長角	33°
頭部伸長力	500ml ~ 600ml
頭部伸長時間	0.5sec ~ 1.5sec
頭部伸長回数	5回 ~ 8回
頭部伸長回数	15回
頭部伸長回数	5回

+ Guideline

項目	スコア
Opening the airway?	10
Lifting the chin?	10
Positioning the sniffing?	10
Breaking the incisors?	10
Intubate the right side bronchus.	10
Stomach inflation (BVM)	10
Stomach inflation (Esophagus Intubation)	10
Accuracy of Ventilation Number	10
Accuracy of Volume	10

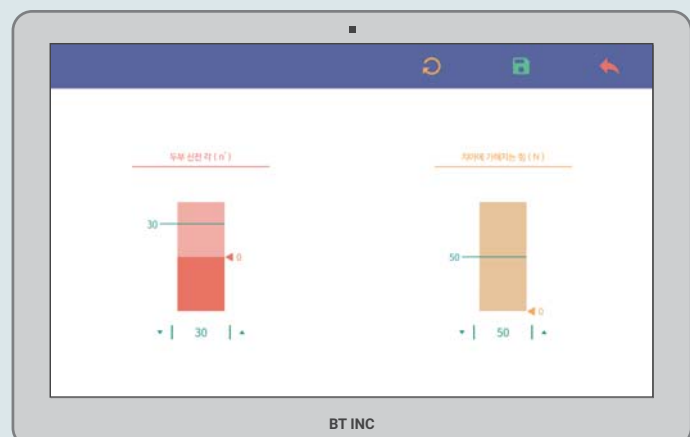
+ Automatically recognized items

項目	スコア
Please build the checklist.	10

+ Manual check items


Parameter Setting

- + Setting the head extension angle and force on incisor
 - Standard angle for airway opening can be adjusted
 - Standard force for dental injury can be adjusted



—— THE PIONEER OF MEDICAL EDUCATIONAL SIMULATOR ——

Best Technology & Better Tomorrow



Seoul branch / T: 02-2038-2903 F: 02-2038-2904
Busan branch / T: 051-903-1144 F: 051-912-0607
www.btinc.co.kr | bt@btinc.co.kr